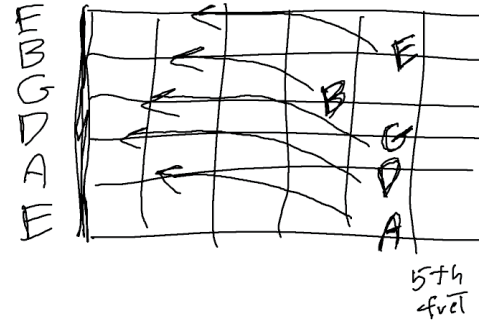
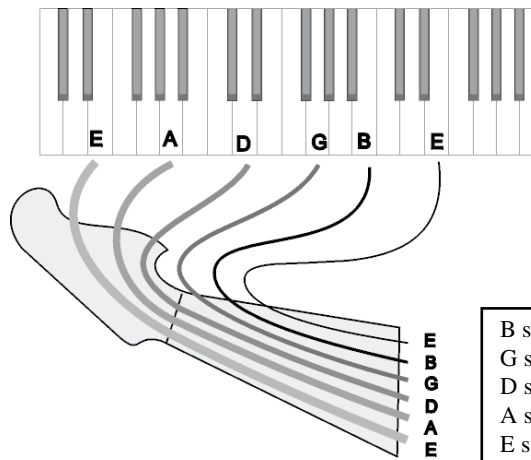


Tuning...

Guitar strings can be tuned by played the same note on two different strings. Referring to the chart to the right, you will see that the note A can be played both on the fifth fret of the low E string, and also on the open A string. They should sound the same. This comparison of specific notes should be continued to the all the strings as seen in the chart and diagram.




B string - 5th fret = E
 G string - 4th fret = B
 D string - 5th fret = G
 A string - 5th fret = D
 E string - 5th fret = A

5th fret

Fingers & Chords...

The numbered fingers below are used at the designated fret positions shown to the right for some common beginning chords.



Thumb - rarely used
 1 - index finger
 2 - middle
 3 - ring finger
 4 - pinky

