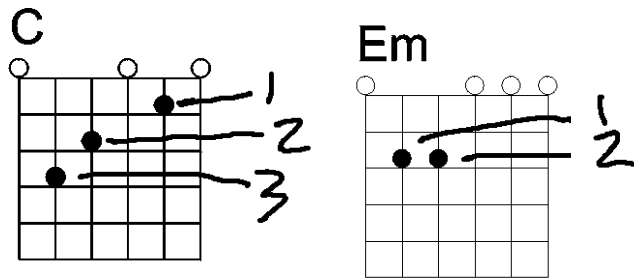


Chord Pairs ...

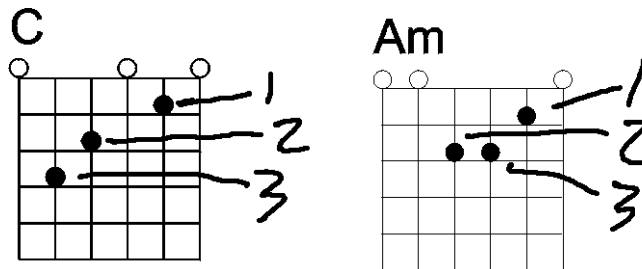
C & Em

Finger "2" stays in one position, while 3 is removed and 1 is moved.



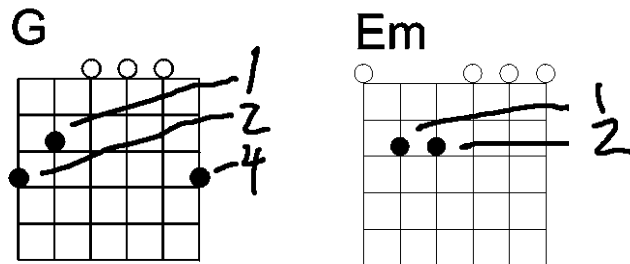
C & Am

Fingers 2 and 1 stays the same, and 3 is moved (may need to slide 2 a bit to make room for 3).



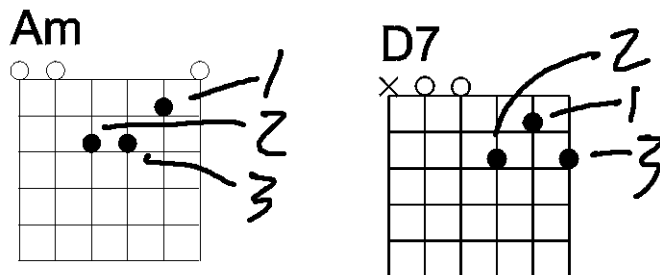
G & Em

Finger 1 stays planted, 4 is removed, and 2 is moved (may need slide 1 a bit to make room for 2).



Am & D7

Finger 1 stays planted, and 2 and 3 is moved.



C & F

From C to F, all of the fingers are moved, but the same fingers used for each. And they are mostly just moved from one string to the next (keeping same fret position).

Note there are several ways of playing the F chord, and this one uses only four of the six strings.

